

**Pioneer**

## Owner's Manual Mode d'emploi

### UNIVERSAL REAR-VIEW CAMERA CAMERA DE REcul UNIVERSELLE

# ND-BC8

#### PIONEER CORPORATION

28-8, Honkomagome 2-chome, Bunkyo-ku, Tokyo 113-0021, JAPAN

#### PIONEER ELECTRONICS (USA) INC.

P.O. Box 1540, Long Beach, California 90801-1540, U.S.A.

TEL: (800) 421-1404

#### PIONEER EUROPE NV

Haven 1087, Keetberglaan 1, B-9120 Melsele, Belgium/Belgique

TEL: (0) 3/570.05.11

#### PIONEER ELECTRONICS ASIACENTRE PTE. LTD.

2 Jalan Kilang Barat, #07-01, Singapore 159346

TEL: 65-6378-7888

#### PIONEER ELECTRONICS AUSTRALIA PTY. LTD.

5 Arco Lane, Heatherton, Victoria, 3202 Australia

TEL: (03) 9586-6300

#### PIONEER ELECTRONICS OF CANADA, INC.

340 Ferrier Street, Unit 2, Markham, Ontario L3R 2Z5, Canada

TEL: 1-877-283-5901

TEL: 905-479-4411

#### PIONEER ELECTRONICS DE MÉXICO S.A. de C.V.

Bldv. Manuel Ávila Camacho 138, 10 piso

Col. Lomas de Chapultepec, México, D.F. 11000

TEL: 52-55-9178-4270, FAX: 52-55-5202-3714

#### 先鋒股份有限公司

台北市內湖區瑞光路407號8樓

電話: 886-(0)2-2657-3588

#### 先鋒電子(香港)有限公司

香港九龍長沙灣道909號5樓


電話: 852-2848-6488

< KOKZ16E >

© 2015-2016 PIONEER CORPORATION.  
All rights reserved.

© 2015-2016 PIONEER CORPORATION.  
Tous droits de reproduction et de traduction  
réservés.

<CJ-E09S58R> <1313991023> EL



Ⓐ Rear view camera × 1



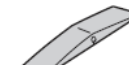
Ⓑ RCA power supply cable × 1



Ⓒ Hexagon wrench × 1



Ⓓ Clamp × 6



Ⓔ Waterproof pad × 1



Ⓕ Double-sided tape × 1

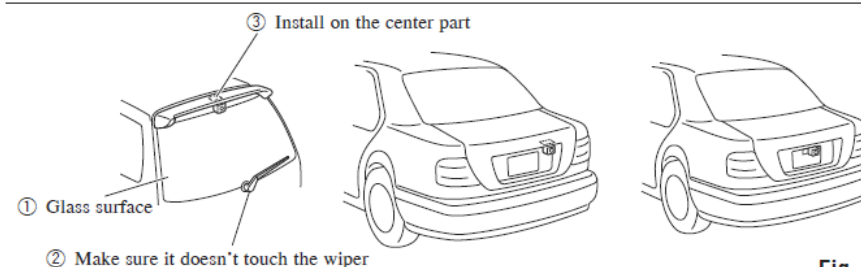


Fig. 1  
Abb. 1



Fig. 2  
Abb. 2

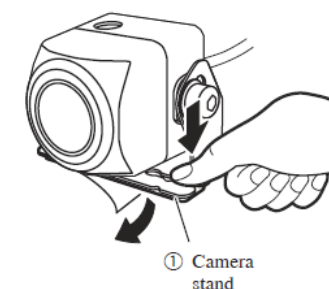


Fig. 3  
Abb. 3