

## How to connect map lights to interior light

This how needs a bit of electrical skills,

For:

CRV 2002-2006 with map lights with sunglass holder



First replace map bulbs with LED bulbs

This is needed since the interior light circuit is (probably) not suited for an extra load of 10W map lights. Then we will connect the centre ceiling light green/red wire with the map lights.

Remove the map lights lens:





Remove the map light fixture, release 4 screws, remove the fixture, then disconnect the 2 wire connector



Remove the centre light and pull the wire, release a bit the sunroof sealing.  
(if you do not have sunroof, pull the wire into the centre light)




Make a connection into both map light switch, unused connection of the switch.  
Use a piece of suitable wire to make good connection





This is how the result could look like



Connect a wire to the green/red centre light wire

Route the wire to the front map light, and connect to the connection you made before.



**Done**